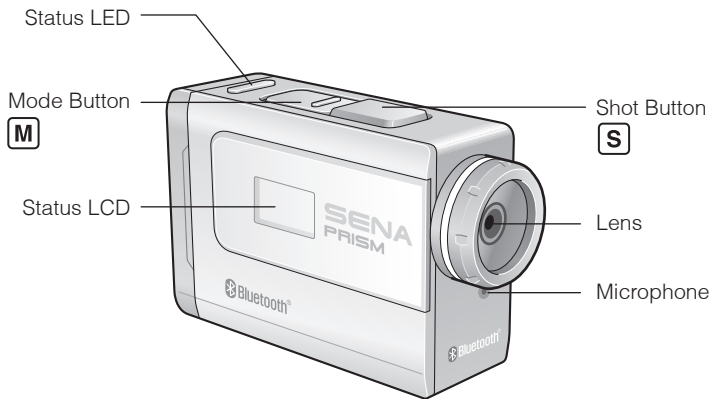


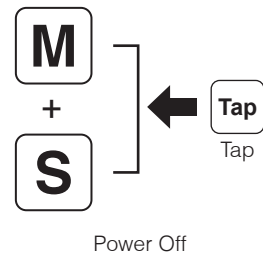
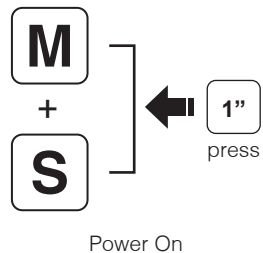
PRISM Quick Start Guide



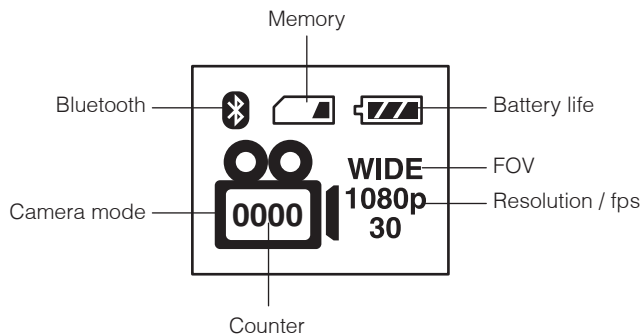
Button Operation




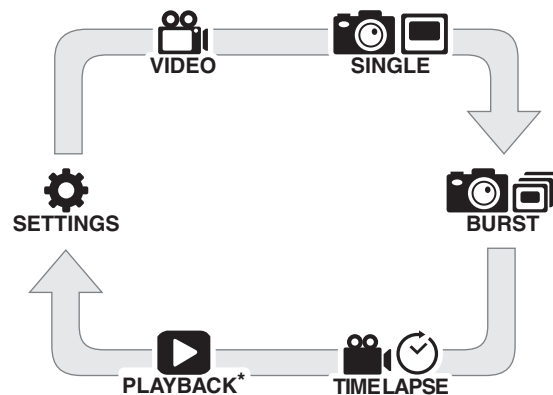
Power On/Off



Camera LCD Menu Screen

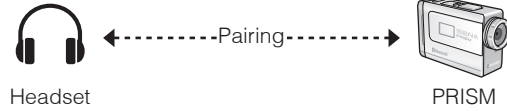


Mode Change

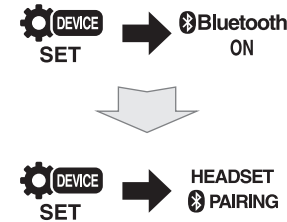


* PLAYBACK mode can be displayed only when the camera is connected to TV.

Bluetooth Headset Pairing



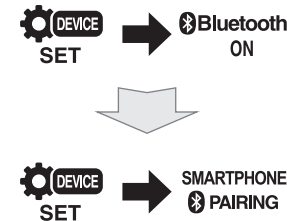
Sena Headset **Intercom pairing**
 Non-Sena Headset **Phone pairing**



Bluetooth Smartphone Pairing



Pair the camera in the Bluetooth setting



Bluetooth Remote Control

Camera Button	M	S
Camera Function	Menu move	Execute

Headset Function	Track back / forward	Play / Pause
Sena Jog Dial Type Headsets	Rotate Jog Dial while pressing	Press and hold Jog Dial for 1 sec
Sena 3-button Type Headsets	Press and hold (+) / (-) Button for 1 sec	Press and hold Center Button for 1 sec
Non-Sena Headsets	-	Dial (or redial) / Ending a call

A full version of the manual is downloadable at www.sena.com.

SENA Sena Technologies, Inc.
 www.sena.com
 Customer Support : support.sena.com
 Tel : 408-300-9797 E-mail : support@sena.com

